

Anchor[®]



Pouch for nappy
changing items



AnchorCrafts.com

   @anchorcrafting

Designed by Anchor Studio

Design No.: 0060002-00701-04

MEZ GmbH, 2018. All Rights Reserved.



0060002-00701-04 Pouch for nappy changing items

Anchor Stranded Cotton 8m 4635000- # (Colour n°)

Embroidery



1 x #23, #27, #108, #305, #885, #1035, #9159

Easy



1 x tapestry
N° 24



Pouch: 20 x 31 cm
Embroidery: 14,5 x 9,5 cm



Pouch for nappy changing items

YARN USAGE

Anchor Stranded Cotton, worked with 2 strands (outlines/back-stitch only 1 strand).

NOTIONS

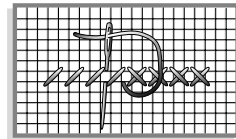
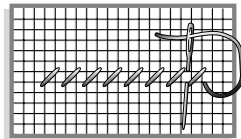
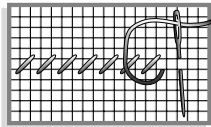
1 Baby pouch, 1 tapestry needle No. 24.

GENERAL INSTRUCTIONS

Position the embroidery in the centre of the aida panel. One coloured square on the chart represents one cross stitch worked over one woven square of aida fabric. A line represents a backstitch.

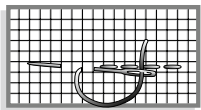
CROSS STITCH

Cross stitch is worked in two stages – first work the lower stitch (from left to right) and then work the upper stitch (from right to left).



BACKSTITCH:

Backstitch is worked from right to left.




TIP










Always embroider cross stitch using a blunt-ended tapestry needle. Always work the cross stitch first, then the backstitch.

On the chart, each coloured square represents one cross stitch and each line one backstitch.

WASHING INSTRUCTIONS

All our threads are produced in accordance with Oeko-tex standards. PH values are tested and all our colors dye lots adhere to Global fastness standards. However, it is important to follow our thread washing instructions. Particularly with dark colors, excess dye can remain on the thread. To minimize any potential bleeding of excess dyestuff it is important to wash the products in THE HOTTEST TEMPERATURE possible, in accordance with the specifications of the fabrics, and use a large amount of water. Please make sure that you also follow the fabric washing instructions. As a precaution, you can also use decolorating sheets that you can find in any supermarket.



	305		885		1035
	23		9159		27
	27		108		
			1035		

• CHOOSE COLOURS THAT MATCH THE DESIGN

