



**BERNAT® ROVING**  
**COWL AND HAT**

**MEASUREMENTS**

**Cowl:** Approx 8" [20.5 cm] deep x 28" [71 cm] around.

**Hat:** To fit average lady's head.

**MATERIALS**

**Bernat® Roving** (100 g/3.5 oz; 109 m/120 yds)

	Cowl	Hat	Set	
00100 (Rice Paper)	2	2	3	balls

Size 6.5 mm (U.S. 10½) knitting needles **or size needed to obtain gauge.**

**GAUGE**

11 sts and 18 rows = 4" [10 cm] in garter st.

**ABBREVIATIONS**

[www.bernat.com/abbreviations](http://www.bernat.com/abbreviations)

**Alt** = Alternate(ing).

**Approx** = Approximately.

**K** = Knit.

**Rem** = Remaining.

**Rep** = Repeat.

**RS** = Right side.

**Sl1** = Slip next stitch knitwise.

**St(s)** = Stitch(es).

**Tog** = Together.

**WS** = Wrong side.

**INSTRUCTIONS**

**COWL**

Cast on 23 sts.

Work in garter st (knit every row) until work measures 28" [71 cm].

Cast off. Sew cast on and cast off edges tog.

**Twisted Cord:** Cut 3 strands of yarn 100" [254 cm] long. With all strands tog, hold one end and with someone holding other end, twist strands to the right until they begin to curl. Fold the 2 ends tog and tie in a knot so they will not unravel. The strands will now twist themselves tog.

**Pom-pom:** (Make 2). Wind yarn around 2 fingers approx 80 times. Remove from fingers and tie tightly in center. Cut through each side of loops. Trim to a smooth round shape.

Thread twisted cord through Cowl 5" [12.5 cm] from side edge, having ends meet at center front. Attach pom-poms to each end of twisted cord.

**HAT**

**Note:** Hat is worked sideways with short-turn rows.

Cast on 37 sts.

**1st row:** (WS). Knit.

**2nd row:** K35. **Turn.** Leave rem sts unworked.

**3rd and alt rows:** Sl1. Knit to end of row.

**4th row:** K33. **Turn.** Leave rem sts unworked.

**6th row:** K31. **Turn.** Leave rem sts unworked.

**8th row:** K29. **Turn.** Leave rem sts unworked.

**10th row:** K27. **Turn.** Leave rem sts unworked.

**12th and 13th rows:** Knit.

Rep 2nd to 13th rows until long edge measures approx 20" [51 cm], ending with 13th row. Cast off. Sew back seam.

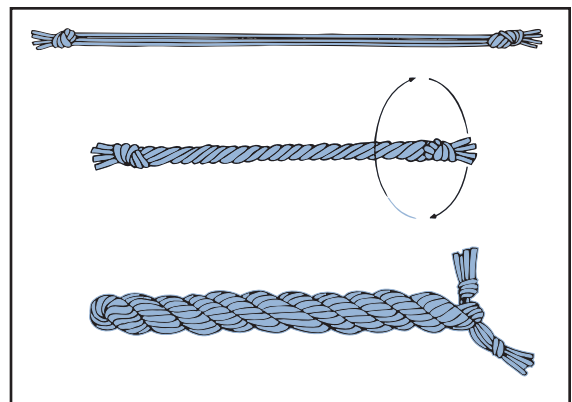
Fold 3" [7.5 cm] to RS at bottom of Hat. Secure at back seam.

**Twisted Cord:** Cut 3 strands of yarn 40" [101.5 cm] long. With all strands tog, hold one end and with someone holding other end, twist strands to the right until they begin to curl. Fold the 2 ends tog and tie in a knot so they will not unravel. The strands will now twist themselves tog.


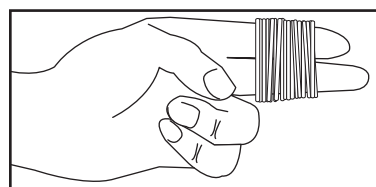
**Pom-pom:** (Make 2). Wind yarn around 2 fingers approx 30 times. Remove from fingers and tie tightly in center. Cut through each side of loops. Trim to a smooth round shape.

Tie twisted cord in a bow. Attach pom-poms to each end of cord. Sew securely to Hat.

**TWISTED CORD**



**POM-POM**



**BERNAT®**  
Roving

P.O. Box 40, Listowel ON N4W 3H3  
"home style... life style... your style."